

COMMERCIAL RELATIONS BETWEEN THE PHILIPPINES AND TURKEY



FROILAN EMIL PAMINTUAN
Philippine Trade and Investment Center
FroilanEmilPamintuan@dti.gov.ph



OUTLINE

I. An Overview of PH – TR Trade with the World

II. PH-TR JEC and its initial outcomes

III. Where do we want to go?

- I. Short-Term Goal
- II. Medium Term Goal

The PHILIPPINES: A GLIMPSE



Official Name: REPUBLIC OF THE PHILIPPINES

Total Area: 300,000 sq km

Capital: Manila

Major Cities: 120 chartered cities

Climate: tropical

Time: 5 hours ahead of Turkey

Official Language: Filipino, English

Population: 105.8 million

Population Growth Rate: 1.57% p.a.

Population Profile: 4.46% over 65 years old

Religions: predominantly Christian

Literacy Rate: 96.3%

Government: Republic

Currency: Philippine Peso (PHP)

Exchange Rate: TRL1 = PHP9,19 (as of 19 Sept 19)

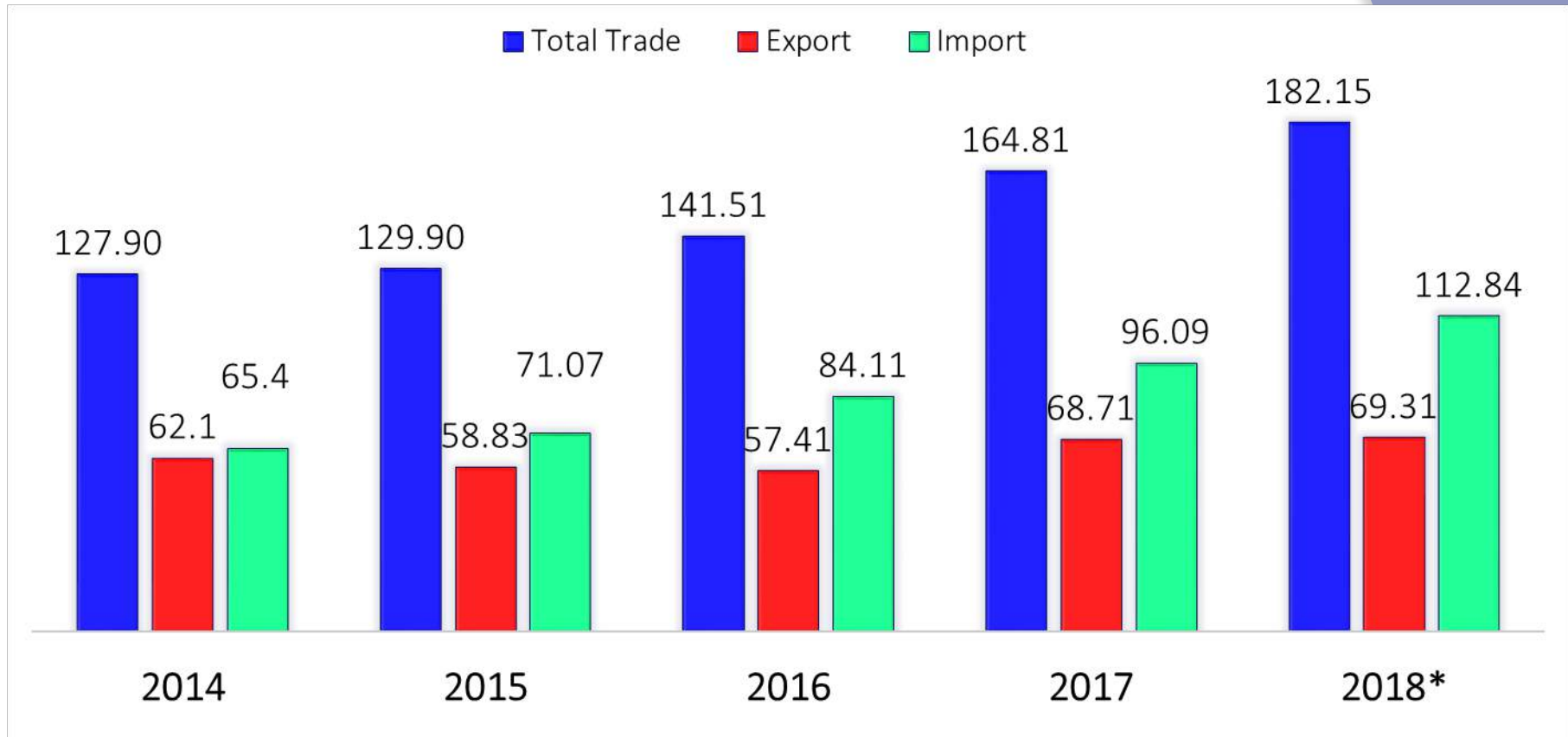
GDP = USD877,2B (PPP)

GDP growth = 5,5% (Q2 2019)



PH MERCHANDISE TRADE PERFORMANCE

Value in US\$ Billion



5-year Growth Rate (2014 to 2018)

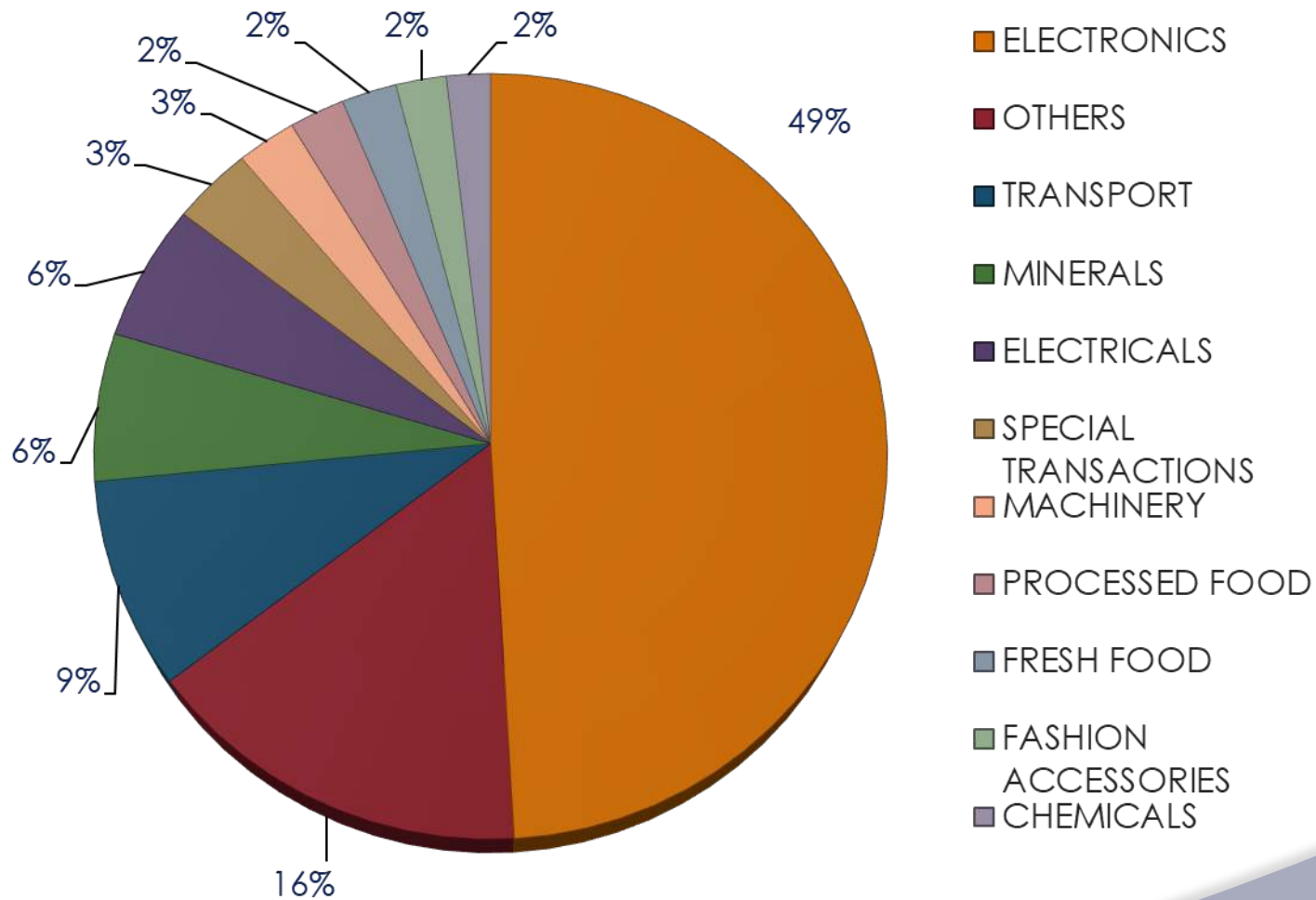
Total Trade: 9.24%

Export: 2.78%

Import: 14.61%

2018 PH MERCHANDISE EXPORTS TO THE WORLD

US\$ 69.31 Billion



2018 TOP PH EXPORT MARKETS

Value in US\$ Million

**Adjusted PSA data,
Processed by
DTI EMB*

Rank	Markets	2018	%Share
	TOTAL PH EXPORTS	69,307.43	100.00
	<i>TOP 10</i>	<i>57,036.23</i>	<i>82.29</i>
1.	UNITED STATES OF AMERICA	10,635.97	15.35
2.	JAPAN	10,322.86	14.89
3.	HONG KONG SAR	9,563.96	13.80
4.	CHINA, PEOPLE'S REP. OF	8,816.72	12.72
5.	SINGAPORE	4,316.09	6.23
6.	THAILAND	2,974.94	4.29
7.	GERMANY	2,785.46	4.02
8.	KOREA, REP. OF (SOUTH)	2,608.44	3.76
9.	TAIWAN (REP. OF CHINA)	2,521.30	3.64
10.	NETHERLANDS	2,490.49	3.59
44.	TURKEY	51,99	0.08

2018 TOP PH EXPORTS TO TURKEY

Value in US\$

	DESCRIPTION	2018	
		VALUE	% SHARE
	TOTAL	51,991,244	100
	TOP 10	33,970,737	65.34
1	Desiccated coconuts, fresh or dried	8,993,803	17.3
2	Semiconductor devices manufactured from materials on consignment basis	6,933,158	13.34
3	Carageenan, seaweeds and other algae, n.e.s.	3,004,412	5.78
4	New pneumatic tyres, of rubber, of a kind used on motor cars (including station wagons and racing cars)	2,831,940	5.45
5	Yarn of polyester staple fibers, mixed mainly or solely with artificial staple fibers, not put up for retail sale	2,554,515	4.91
6	Digital monolithic integrated circuits	2,402,933	4.62
7	Instrument panel clocks and clocks of a similar type for vehicles, aircraft, spacecraft or vessels	2,122,745	4.08
8	Personal deodorants and antiperspirants	1,829,267	3.52
9	Single yarn, containing 85% or more by weight of polyester staple fibers, not put up for retail sale	1,798,162	3.46
10	Parts of machinery, plant or laboratory equipments, whether or not electrically heated for the treatment of materials by a process involving a change of temperature	1,499,802	2.88
24	Pineapples, otherwise prepared or preserved, whether or not containing added sugar or other sweetening matter or spirit, not elsewhere specified or included	508,583	0.98



2018 TOP PH **FOOD** EXPORTS TO TURKEY

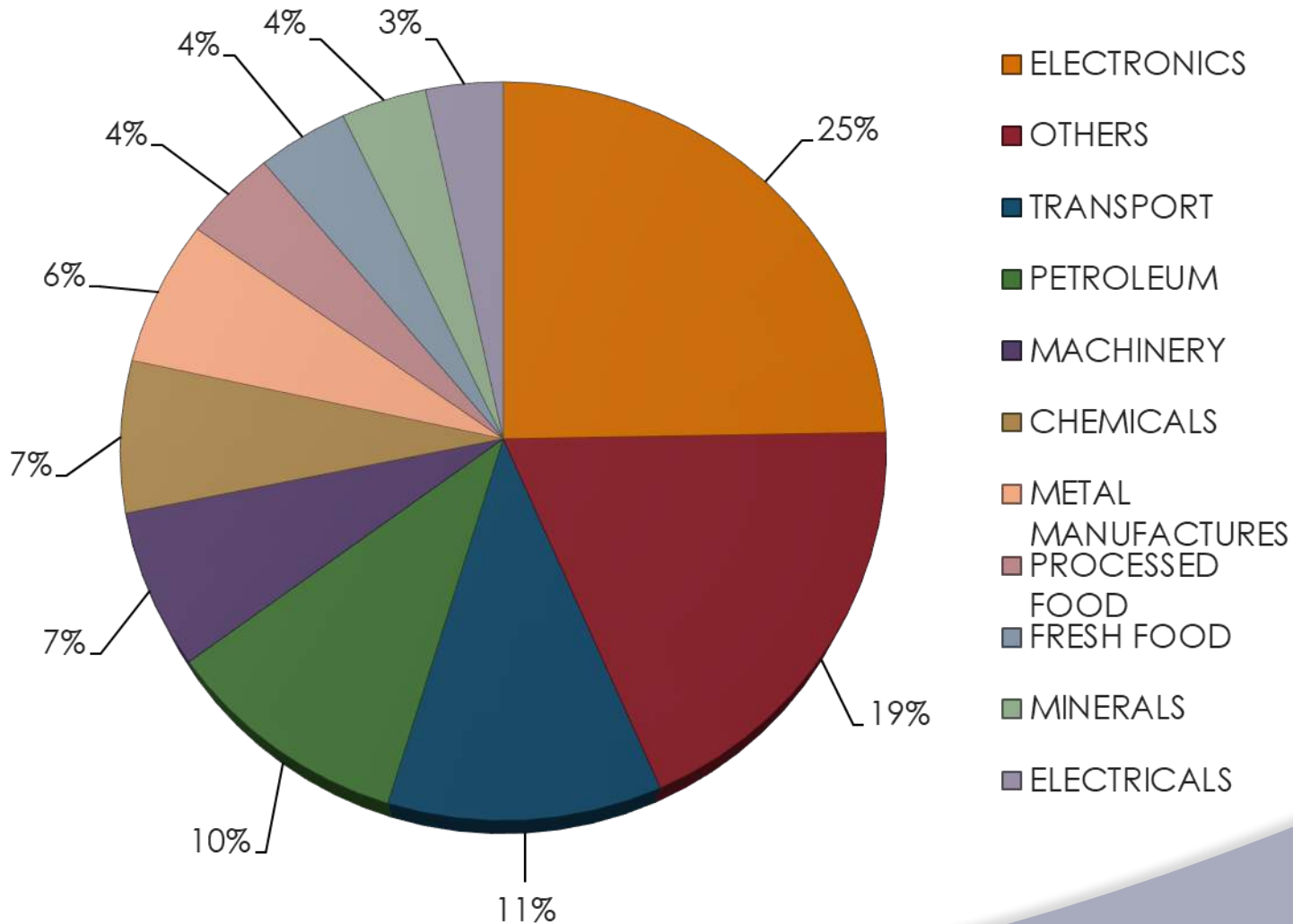
Value in US\$

**Adjusted PSA data,
Processed by
DTI EMB*

	DESCRIPTION	2018	
		VALUE	% SHARE
	Total Food Products	10,136,757	100
	Top 10	10,136,757	100
1	Desiccated coconuts, fresh or dried	8,993,803	88.72
2	Pineapples, otherwise prepared or preserved, whether or not containing added sugar or other sweetening matter or spirit, not elsewhere specified or included	508,583	5.02
3	Octopus (Octopus spp.), frozen, dried, salted or in brine	243,172	2.4
4	Other bread, pastry, cakes, biscuits and other baker's wares, whether or not containing cocoa; communion wafers, empty cachets of a kind suitable for pharmaceutical use, sealing wafers, rice paper and similar products	186,578	1.84
5	Other preparations not elsewhere specified or included	65,531	0.65
6	Mixtures of odoriferous substances and mixtures (including alcoholic solutions) with a basis of one or more of these substances, of a kind used in the other industries, n.e.s.	53,852	0.53
7	Bananas, including plantains, fresh or dried	34,721	0.34
8	Pineapples, fresh or dried	26,053	0.26
9	Other fruits, nuts and other edible parts of plants, otherwise prepared or preserved, whether or not containing added sugar or other sweetening matter or spirit, not elsewhere specified or included, including mixtures other than of subheading No. 2008.19	23,814	0.23
10	Other fish (excluding livers and roes), fresh or chilled	650	0.01

2018 PH MERCHANDISE IMPORTS FROM THE WORLD

US\$ 112.84 Billion



2018 TOP PH IMPORT SUPPLIERS

Value in US\$ Million

**Adjusted PSA data,
Processed by
DTI EMB*

Rank	Markets	2018	%Share
	TOTAL PH IMPORTS	112,840.85	100.00
	<i>TOP 10</i>	86,056.62	76.26
1.	CHINA, PEOPLE'S REP. OF	22,014.95	19.51
2.	KOREA, REP. OF (SOUTH)	11,311.76	10.02
3.	JAPAN	10,818.23	9.59
4.	UNITED STATES OF AMERICA	8,062.16	7.14
5.	THAILAND	7,786.51	6.90
6.	INDONESIA	6,927.05	6.14
7.	SINGAPORE	6,173.67	5.47
8.	TAIWAN (REP. OF CHINA)	5,499.70	4.87
9.	MALAYSIA	4,212.03	3.73
10.	VIET NAM	3,250.54	2.88
38.	TURKEY	165,59	0.15

2018 TOP PH IMPORTS FROM TURKEY

Value in US\$

	DESCRIPTION	VALUE	% SHARE
	Total Imports	165,586,994	100
	Top 10	106,062,260	64.05
1	Semi-finished products of iron or non-alloy steel, containing by weight less than 0.25% of carbon of rectangular (including square) cross-section, the width measuring less than twice the thickness	40,533,942	24.48
2	Semi-finished products of iron or non-alloy steel, containing by weight 0.25% or more of carbon	15,153,864	9.15
3	Wheat or meslin flour	12,056,336	7.28
4	Other Medicaments (excluding goods of heading No.30.02, 30.05 or 30.06) consisting or mixed or unmixed products for therapeutic or prophylactic uses, put up in measured doses or in forms or packings for retail sale	10,549,779	6.37
5	Parts and accessories, of shotgun barrels	7,731,289	4.67
6	Other cartridges and parts, n.e.s.	7,472,948	4.51
7	Peptones and their derivatives; other protein substances and their derivatives, not elsewhere specified or included; hide powder, whether or not chromed	3,650,000	2.2
8	Cooking appliances and plate warmers, of iron or steel, using gas fuel or for both gas and other fuels	3,155,087	1.91
9	Disodium carbonate	3,070,067	1.85
10	Mechanical shovels, excavators and shovel loaders, with a 360o revolving superstructure, self-propelled	2,688,948	1.62



2018 TOP PH **FOOD** IMPORTS FROM TURKEY

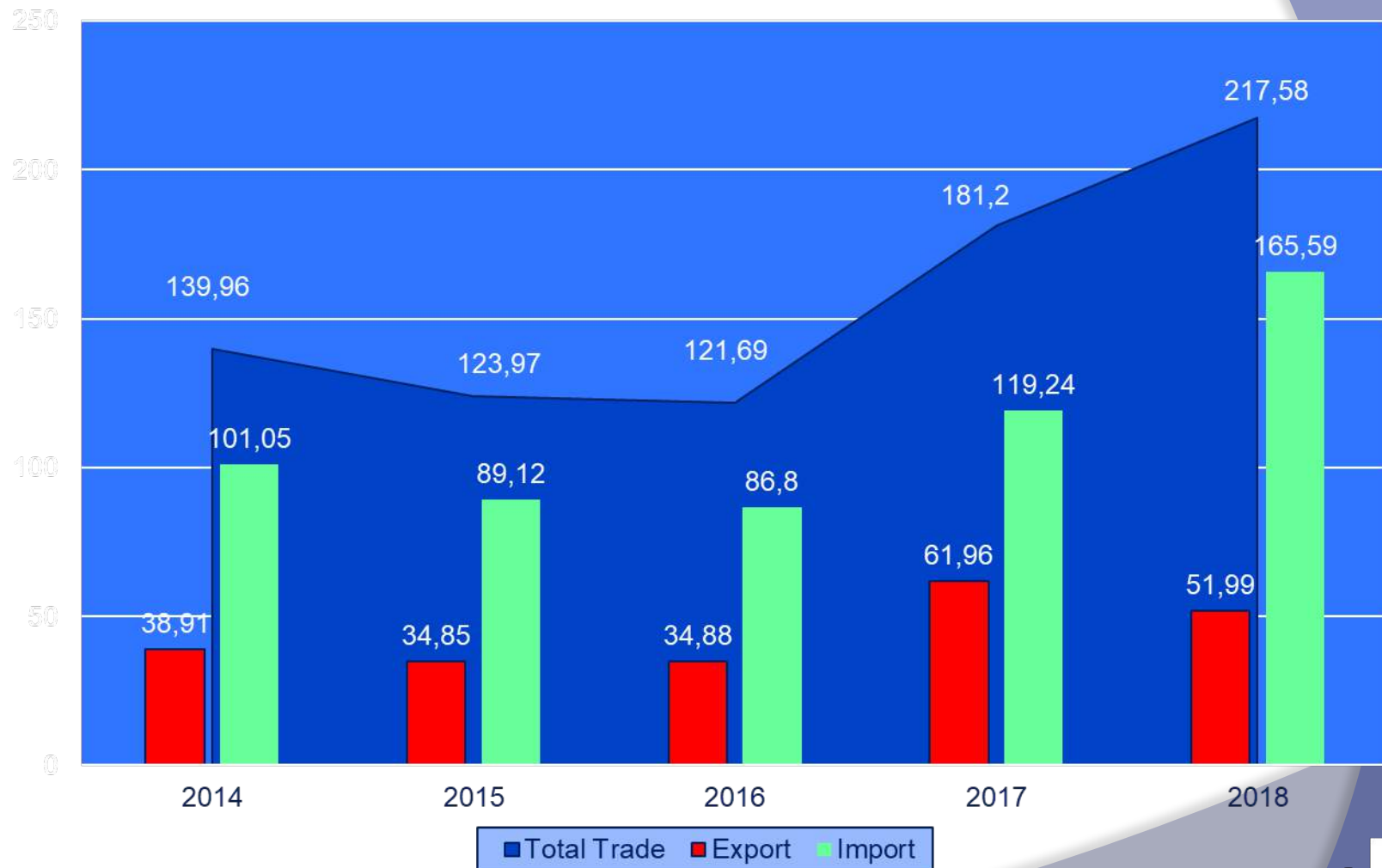
Value in US\$

**Adjusted PSA data,
Processed by
DTI EMB*

	DESCRIPTION	2018 VALUE
	Total	21,023,169
	Top 10	19,111,288
1	Wheat or meslin flour	12,056,336
2	Whey and modified whey, whether or not concentrated or containing added sugar or other sweetening matter	1,898,351
3	Other pasta, whether or not prepared	1,617,126
4	Cuts and offals of fowls of the species Gallus domesticus, frozen	1,199,704
5	Grapes, dried	565,742
6	Other uncooked pasta, not stuffed or otherwise prepared, not containing eggs	482,814
7	Active yeasts	392,650
8	Beans of species Vigna mungo (L.) Hepper or Vigna radiata (L.) Wilczek, shelled, whether or not skinned or split, dried	337,312
9	Prepared foods obtained by the swelling or roasting of cereals or cereal products	287,153
10	Groats and meal of maize (corn)	274,100

PH – TURKEY MERCHANDISE TRADE

Value in US\$ Million



5-year Growth Rate (2014 to 2018)

Total Trade: 11,66%

Export: 7,52%

Import: 13,14%

PHILIPPINES – TURKEY BILATERAL TRADE IN 2018



1st PHILIPPINES – TURKEY JOINT COMMITTEE ON ECONOMIC AND TECHNICAL COOPERATION

5-6 February 2018 – Ankara, TURKEY



DTI.Philippines



@DTIPhilippines



@DTIPhilippines



DTIPhilippines



1-384 (1-DTI)



+63.917.8343330



www.dti.gov.ph



dti
PHILIPPINES

AREAS FOR COOPERATION

- **DEFENSE INDUSTRY**
- **CONTRACTING AND TECHNICAL CONSULTANCY SERVICES**
- **TOURISM**
- **AIR SERVICES**
- **MARITIME SERVICES AND SHIPBUILDING**
- **AGRICULTURE**
- **CUSTOMS**
- **SMEs**
- **ENERGY**
- **EDUCATION**
- **MANUFACTURING**
- **SCIENCE AND TECHNOLOGY**
- **STANDARDIZATION**
- **E-COMMERCE**
- **PRIVATE SECTOR ORGANIZATION**
- **DISASTER AND EMERGENCY MANAGEMENT**
- **CREATIVES AND FILM**
- **TEXTILES AND GARMENTS**



IMMEDIATE: Let us enhance TRADE

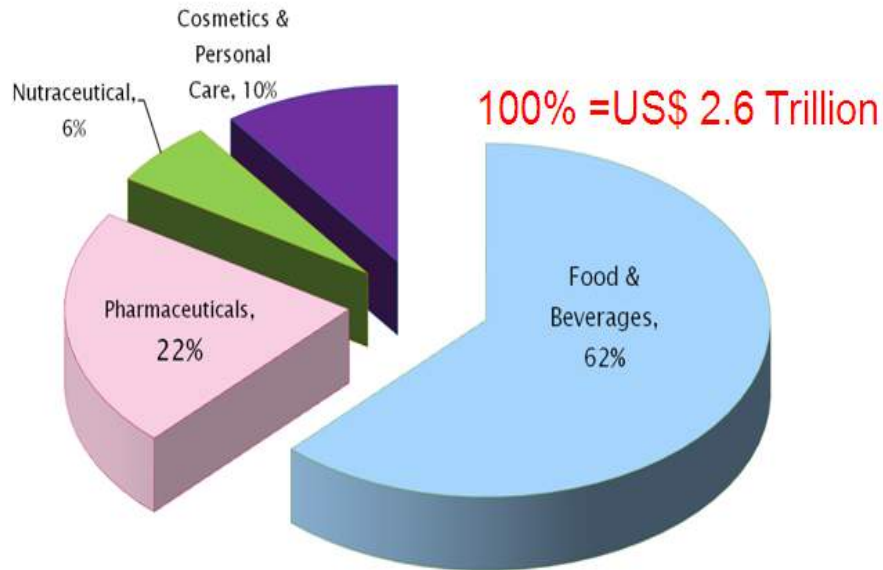
- Coconut products such as desiccated coconut, coconut oil, coco sugar and coco water, dried fruits and nuts, concentrated fruit juices, oils, dried fruits and nuts, concentrated fruit juices,
- Organic agricultural products, fresh fruit & vegetables,
- Dairy products, animal products & yeast,
- Wheat and wheat by-products,
- Carageenan, seaweeds and other algae,
- Fishery products such as tuna & sardines
- Chocolate and tobacco,
- Ceramic products,
- Furniture and furnishings
- Ore and minerals,
- Aircraft parts,
- Automotive parts,
- Personal care products,
- Education services,
- IT and IT related services,
- Construction machinery & services,
- Shipbuilding services.



PRODUCTS AND SERVICES FOR PROMOTION

HALAL PRODUCTS

GLOBAL MARKET FOR HALAL PRODUCTS



Halal Market

US\$2.6 trillion industry
current global Halal market

US\$10 trillion industry by 2030

US\$632 Billion

Total trade in Halal food alone

Making it one of the fastest growing consumer segments in the world



Halal butchery and poultry shelves in a supermarket in Illzach, eastern France. Photograph: Sébastien Bozon/AFP/Getty Images



Consumers are continually looking for sources of education and verification to the authenticity and quality of Halal Products, including certification

Coconut Products



Design-Driven Products: Fashion Accessories, Jewelry

Silver



Design-Driven Products: Homestyle – Furniture, Holiday Décor, Giftware



DTI.Philippines



@DTIPhilippines



@DTIPhilippines



DTIPhilippines



1-384 (1-DTI)



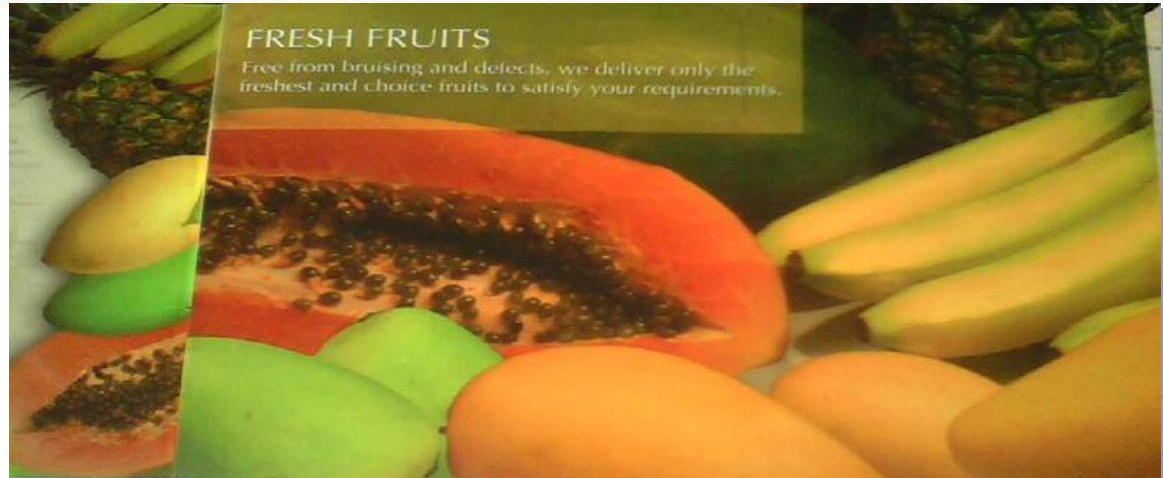
+63.917.8343330



www.dti.gov.ph



Fresh/Processed Food



DTI.Philippines



@DTIPhilippines



@DTIPhilippines



DTIPhilippines



1-384 (1-DTI)



+63.917.8343330



www.dti.gov.ph

ORGANIC PRODUCTS



The world consumer market for organic products reached US\$565 B in 2013

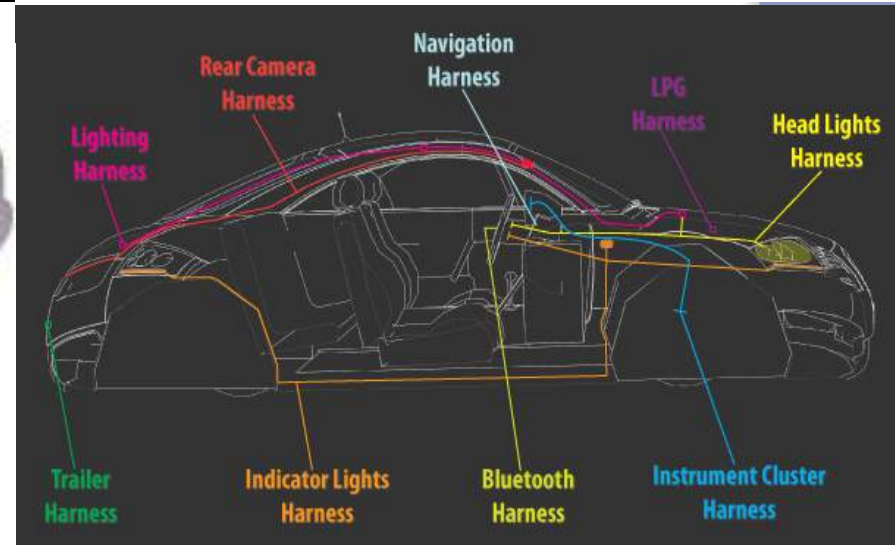
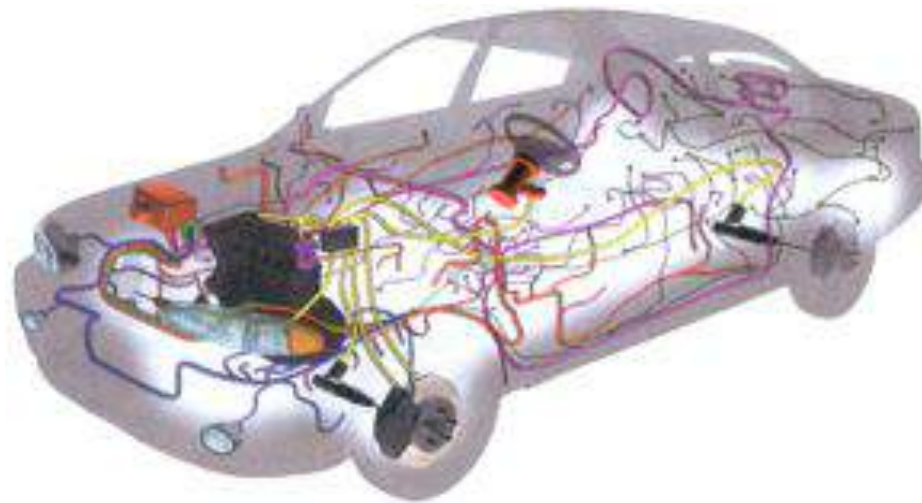
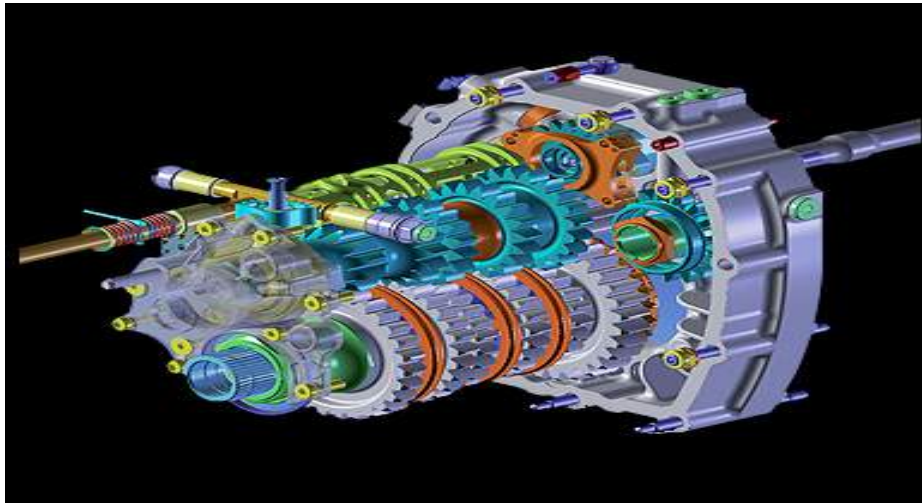
Europe and No. America represent more than 90% of global consumption of organic products

86 countries have established organic farming regulations and some 30 new countries are in the preparation process

Best Selling Organic products are Dairy products and eggs



Motor Vehicle Parts (Auto Parts)



Personal Care Products



DTI.Philippines



@DTIPhilippines



@DTIPhilippines



DTIPhilippines



1-384 (1-DTI)



+63.917.8343330



www.dti.gov.ph




Health and Wellness Products



Garments



Electronics (semiconductors, electronic integrated circuits)



DTI.Philippines



@DTIPhilippines



@DTIPhilippines



DTIPhilippines



1-384 (1-DTI)



+63.917.8343330



www.dti.gov.ph

Travel Goods



COACH

象大ランキング
入賞商品



BAG SPOTTING WITH MICHAEL KORS



Selma with Studs



Selma



Hamilton



Jet Set



DTI.Philippines



@DTIPhilippines



@DTIPhilippines



DTIPhilippines



1-384 (1-DTI)



+63.917.8343330



www.dti.gov.ph

Wines and Spirits



MEDIUM TERM: Foster INVESTMENTS

- ◎ **FABRICATED MATERIALS** (Mfg: Shipbuilding, electronics, automotive, aerospace, pharmaceuticals, garments and textiles)
- ◎ **FIXTURES and FOUNDATIONS** (Contracting and Technical Consultancy Services)
- ◎ **FOOD** (Agriculture)
- ◎ **FAMILY-ORIENTED Tourism**
- ◎ **FUEL ALTERNATIVES** (Energy Cooperation)
- ◎ **FILM AND CREATIVES**
- ◎ **FASHION AND FABRICS** (Textiles and Garments)
- ◎ **FORTIFICATION** (Defense Industry Cooperation)

The Foreign Investment Negative List (FINL) is a list of investment areas or economic activities which outlines the prohibition or limitation of foreign equity and participation in the Philippines



List A

Limited by mandate of the Philippine Constitution and Specific Laws



List B


Limited for reasons of security, defense, risk to health and morals and protection of small and medium scale enterprises

WHY INVEST IN THE PHILIPPINES?

- ✓ **BRIGHT SPOT IN ASIA**
- ✓ **STRONG DOMESTIC CONSUMPTION**
- ✓ **ROBUST GOVERNMENT SPENDING**
- ✓ **STRATEGIC LOCATION AND MARKET ACCESS**
- ✓ **DEMOGRAPHIC SWEET SPOT**
- ✓ **ATTRACTIVE LOCATION FOR FOREIGN BUSINESSES AS A REGIONAL HUB**




Investment Opportunities - TURKEY



MANUFACTURING

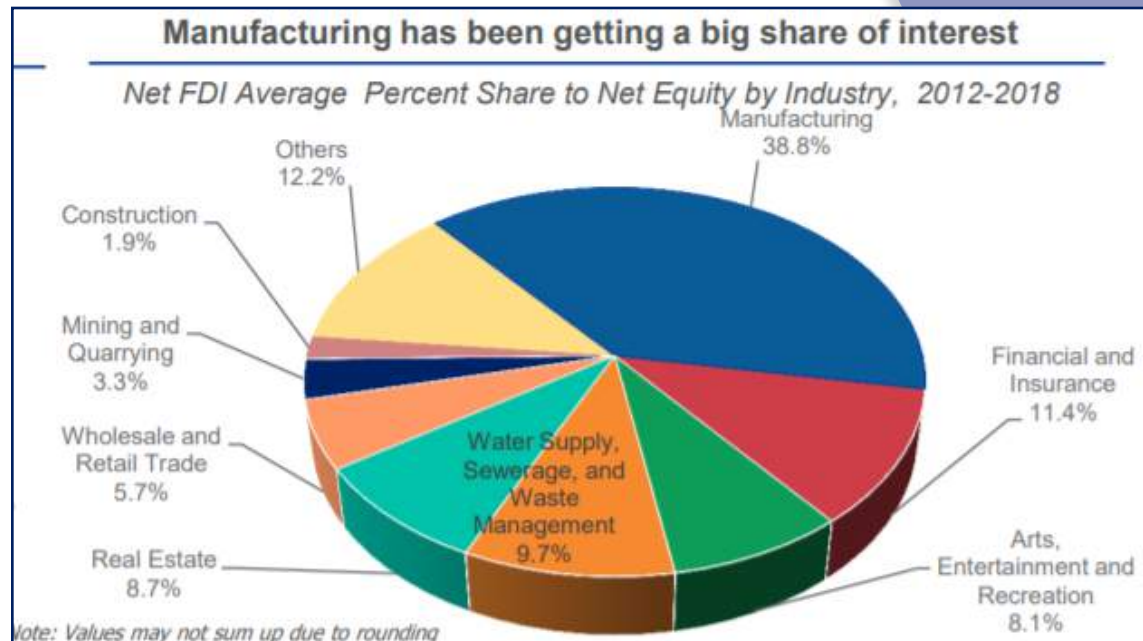


**INFRASTRUCTURE
AND CONSTRUCTION**



Manufacturing

- In 2012-2018, Manufacturing had the largest amount of committed FI.
- For Q2 2019, positive contributors to the manufacturing GVA are food manufacturing (6,7%), electrical machinery (16,7%), chemicals (5,4%) basic metal industries (23,4%) and beverages (10,2%).
- In Q2 2019, manufacturing posted a 4% growth.
- Renewed focus on the sector through the Manufacturing Resurgence Program (MRP) initiated by the DTI in 2012.



Key Players in PH Electronics Industry

Subsector	Major Players
Semiconductor	Cypress Manufacturing, Texas Instruments, AmKor Technologies, Global Circuits, NXP
Electronic Data Processing	Western Digital Technologies, Toshiba
Office Equipment	Canon, Brother, Epson
Telecommunications	Remec
Communication and Radar	Murata
Medical/Industrial Instrumentation	Microsemi, Integrated Micro-electronics Inc., Tsukiden Electronics Philippines, Inc.
Control and Instrumentation	Maxim Integrated, STMicroelectronics
Solar/PV	Solar Philippines
Aerospace	Moog, B/E Aerospace
Consumer Electronics	Yongden Technology Corporation, Ionics EMS
IC Design	Analog Devices, Lattice Semiconductor, Xinyu



Optimal Sourcing Location – *global value chain linked automotive & electronics industries*

- The Philippines host 21 four wheel assemblers & 25 two wheel assemblers
- The **automotive supply chain** (excluding the electronics companies) comprises over 380 parts manufacturers – employing 67,000 specialising in metals, machining, plastic, rubber & composite material
- Auto parts generated **\$3.5 billion in exports 2017**

Toyota Vios assembled in the Philippines



Vehicle assembly and component manufacture

31/03/19

- The Philippines hosts **high profile aerospace first tier suppliers** to Airbus and Boeing
- They include United Technologies Corp / Collins Aerospace; Moog Control Systems and Jamco
- Capitalizing on the engineering talent, Lufthansa Technik and Singapore Technologies have established major aircraft MRO (maintenance, repair and overhaul) operations in the Philippines

Collins Aerospace / UTC



Aerospace – First tier suppliers
Profit in the Philippines

- The Philippines **excels within the electronics sector** employing 3.2 million & accounts for 11.3% manufacturing GVA
- Electronic **exports are likely to exceed \$40 billion for 2019**
- Companies like Analog Devices have significantly increased their design competences and capacities in the country
- This means that BMW can source from both an established automotive & electronics sector in the Philippines

Analog Devices Philippines



Well established electronics industry
BoI – Focal point for investors

PH Free Trade/GSP Agreements

7 Existing Philippine FTAs under ASEAN

ASEAN Trade in Goods Agreement (ATIGA)

ASEAN-China Free Trade Agreement (ACFTA)

ASEAN-Korea Free Trade Agreement (AKFTA)

ASEAN-Australia-New Zealand Free Trade Agreement (AANZFTA)

ASEAN-Japan Comprehensive Economic Partnership Agreement (AJCEPA)

ASEAN-India Free Trade Agreement (AIFTA)

ASEAN-Hong Kong Free Trade Agreement (AHKFTA)

Bilateral

Philippines-Japan Economic Partnership Agreement (PJEPA)

Philippines-European Free Trade Association (EFTA) FTA

GSPs : US, EU, Canada, Russia



INCLUSIVE ECONOMIC GROWTH IS MADE EVEN BRIGHTER BY THE DECELERATION OF OUR INFLATION RATE



Source: Philippine Statistics Authority

US GSP

US President Trump signed into law H.R. 1625 (Public Law 115-141), the “Consolidated Appropriations Act, 2018,” extended GSP with retroactivity, for goods entered or withdrawn from warehouse for consumption from January 1, 2018 through December 31, 2020.

Eliminating duties on about 5,000 tariff lines or roughly 47% of 10,600 total US tariff lines.

As of July 01, 2017, 23 Travel Goods tariff lines were added to the program.

US Harmonized Tariff Schedule: <https://hts.usitc.gov/>





Infrastructure and Construction

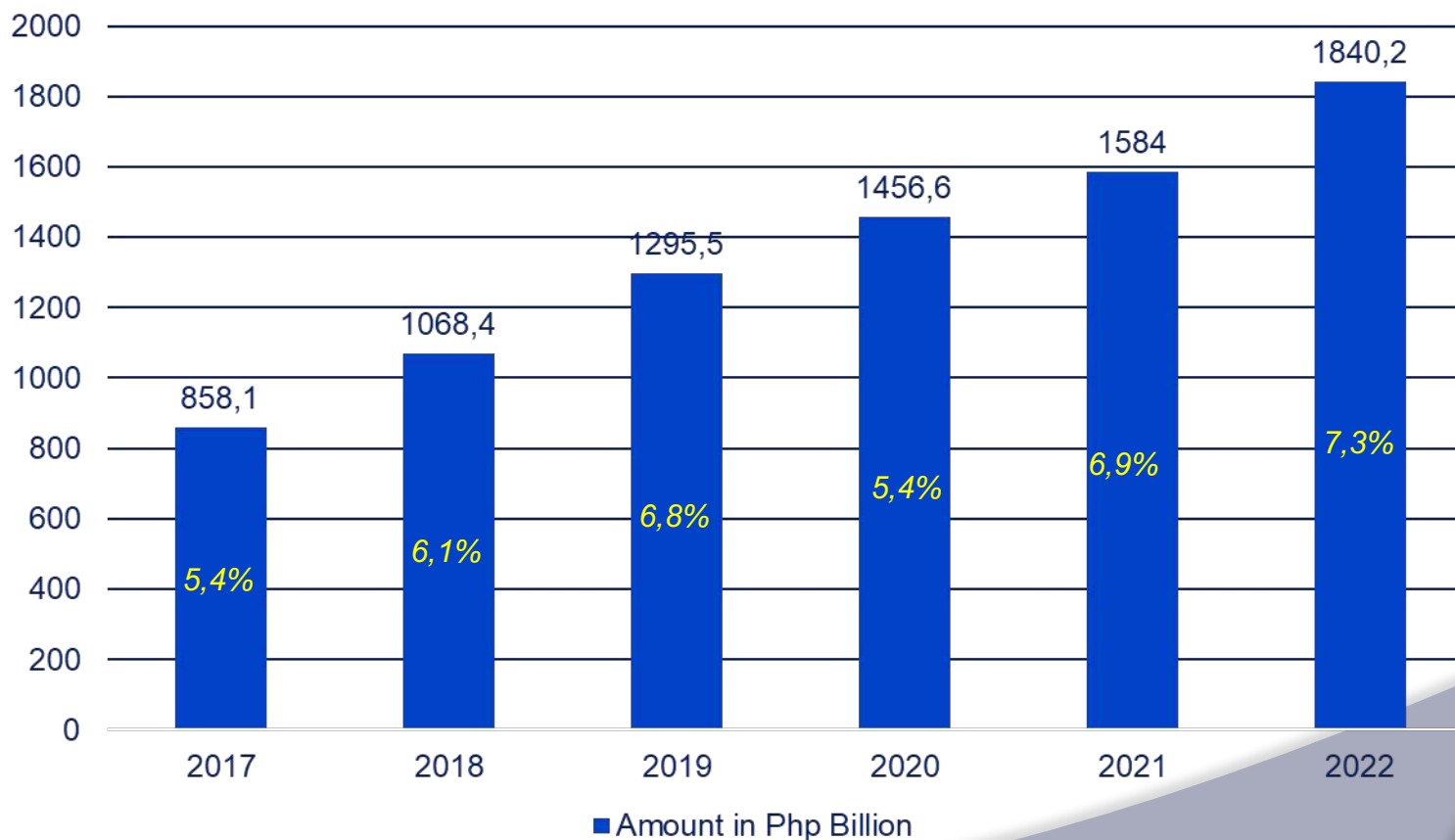
- Infrastructure remains a priority sector with public spending in the sector targeted to reach as much as 7% of GDP within the next 10 years
- The proposed budget for infrastructure for 2020 amounts to almost Php 1 TRILLION targeted to sustain the new “Build, Build, Build” Program of the current administration
- 75 projects in the pipeline (i.e. road construction, mass transportation and infrastructure sectors) amounting to Php 2,18 TRILLION.

- Airports / Seaports;
- Transport (air, land and water);
- Roads and bridges
- Flood Control
- Railways
- Communications
- New Cities



PHILIPPINE GOVERNMENT SPENDING ON INFRA UNTIL 2022

Amount in Php Billion





Infrastructure and Construction

- Contributing **12.2%** of the Philippines' GDP, the construction industry has experienced an accelerated growth in the recent years due to the consistently increasing demand
- As of 2015, the country has a total housing backlog of around to 5.5 million units, with housing needs expected to reach 13 million by 2030.

- Mass Housing Projects
- Residential Buildings
- Office Spaces
- Industrial Projects
- Construction Materials including Cement



Project Title	Funding Type	Funding Source	Total Project Cost (Php Million)	Target Start of Implementation	Status of ICC/NB Approval
Improvement of remaining sections along Pasig River from Delpan Bridge to Napindan Channel	ODA	Japan (Loan)	1,000.00	2014	Not Applicable
Pulangi 4 Selective Dredging Phase 3	GAA	GAA	244.88	2017	Not Applicable
Bacolod-Silay International Airport Project	GAA	GAA	20,260.00	2019	NEDA Board approved
Iloilo International Airport Project	GAA	GAA	30,400.00	2020	NEDA Board approved
Panay River Basin Integrated Development Project	ODA	TBD	19,357.00	2019	To be submitted to ICC
Davao International Airport Development Project	PPP	PPP	48,800.00	2019	NEDA Board approved
East-west Bank Bridge 1 (part of the Pasig-Marikina and River Manggahan Floodway Bridges Construction Project)	ODA	ADB (Loan)	1,538.04	2021	NEDA Board approved
Laguindingan International Airport Project	GAA	GAA	45,750.51	2019	NEDA Board approved
Mercury-Evangelista Bridge (initially submitted as G. Gabriel Mercury Ave Bridge) (part of the Pasig-Marikina and River Manggahan Floodway Bridges Construction Project)	ODA	ADB (Loan)	1,375.30	2020	NEDA Board approved
New Bohol Airport - O&M Concession	PPP	PPP	25, 452.19	2019	NEDA Board approved
Balo-i Plains Flood Control Project	ODA	ODA	2,100.00	2020	To be submitted to ICC
Bonifacio Global City to Ortigas Center Road Link Project , Phase I, IIA & IIB	GAA	GAA	1,896.24	2017	NEDA Board approved
Clark Green City Commercial Center (a component of National Government Administrative Center)	PPP	PPP (JV)	850.00	2020	Not Applicable
Clark Green City Government Center (a component of National Government Administrative Center)	PPP	PPP (JV)	1,780.00	2018	Not Applicable
Clark Green City Mixed-Income Housing (a component of National Government Administrative Center)	PPP	PPP (JV)	3,331.00	2018	Not Applicable
Clark International Airport Expansion Project - A. Engineering, Procurement and Construction	PPP	PPP (Build-and-Transfer)	14,972.41	2018	NEDA Board approved

Project Title	Funding Type	Funding Source	Total Project Cost (PhP Million)	Target Start of Implementation	Status of ICC/NB Approval
MRT-LRT Common Station Project	GAA	GAA	2,800.00	2019	NEDA Board approved
Nationwide Fish Ports Project (Package III)	GAA	GAA	3,059.24	2019	Not Applicable
Regional Fish Port Project for Greater Capital Region (Upgrading / Rehabilitation of Navotas Fish Port Complex)	GAA	GAA	14,065.00	2019	NEDA Board approved
Rehabilitation / Improvement of the Zamboanga Fish Port Complex	GAA	GAA	1,159.00	2020	Not Applicable
Ambal-Simuay River and Rio Grande de Mindanao River Flood Control Projects	ODA	China (Loan)	39,219.68	2020	NEDA Board approved
Beata-F.Y. Manalo Bridge (initially submitted as Pandacan-Sta Ana Bridge) (part of the Pasig-Marikina and River Manggahan Floodway Bridges Construction Project)	ODA	China (Loan)	1,386.61	2021	NEDA Board approved
Blumentritt-Antipolo Bridge (part of the Pasig-Marikina and River Manggahan Floodway Bridges Construction Project)	ODA	China (Loan)	1,103.34	2021	NEDA Board approved
East-west Bank Bridge 2 (part of the Pasig-Marikina and River Manggahan Floodway Bridges Construction Project)	ODA	China	3,176.25	2020	NEDA Board approved
J.P. Rizal - Lopez Jaena Bridge (initially submitted as Reposo-Guatemala Bridge) (part of the Pasig-Marikina and River Manggahan Floodway Bridges Construction Project)	ODA	ADB (Loan)	1,610.81	2020	NEDA Board approved
J.P. Rizal - St. Mary Bridge (initially submitted as JP Rizal-Yale Bridge) (part of the Pasig-Marikina and River Manggahan Floodway Bridges Construction Project)	ODA	ADB (Loan)	5,738.76	2020	NEDA Board approved
Marikina-Vista Real Bridge (initially submitted as Kabayan-Katipunan Bridge) (part of the Pasig-Marikina and River Manggahan Floodway Bridges Construction Project)	ODA	ADB (Loan)	1,813.78	2020	NEDA Board approved

Project Title	Funding Type	Funding Source	Total Project Cost (PhP Million)	Target Start of Implementation	Status of ICC/NB Approval
Palanca-Villegas (2nd Ayala) (initially submitted as Ayala Bridge) (part of the Pasig-Marikina and River Manggahan Floodway Bridges Construction Project)	ODA	China (Loan)	1,595.49	2019	NEDA Board approved
PNR South Long-haul (Manila-Bicol)	ODA	China (Loan)	175,318.00	2019	NEDA Board approved
Subic-Clark Railway Project	ODA	China (Loan)/ GAA	50,031.00	2019	NEDA Board approved
Tumauini River Multipurpose Project	ODA	ODA	4,458.06	2019	To be submitted to ICC
Binondo-Intramuros Bridge	ODA	China (Grant)	4,607.04	2018	NEDA Board approved
Cavite Industrial Area Flood Management Project	ODA	Japan (Loan)	9,891.50	2020	NEDA Board approved
Chico River Pump Irrigation Project	ODA	China (Loan)	4,372.90	2018	NEDA Board approved
Estrella-Pantaleon Bridge	ODA	China (Grant)	1,367.04	2018	NEDA Board approved
Metro Manila BRT - Line 1 (Quezon Avenue)	ODA	WB/AFD (Loan)	4,789.08	2021	NEDA Board approved
Metro Manila Subway Project - Phase 1	ODA	Japan (Loan)	356,964.17	2019	NEDA Board approved
New Cebu International Container Port	ODA	Korea (Loan)	9,195.00	2018	NEDA Board approved
New Centennial Water Source - Kaliwa Dam Project	ODA	China (Loan)	12,200.01	2019	NEDA Board approved
Panguil Bay Bridge Project	ODA	Korea (Loan)	7,375.34	2018	NEDA Board approved
PNR North 2 (Malolos-Clark International Airport-New Clark City) Phase 1: Malolos-Clark International Airport Phase 2: Clark International Airport-New Clark City	ODA	Japan (Loan); ADB (Loan)	283,815.00	2019	NEDA Board approved
PNR South Commuter Line (Tutuban-Calamba)	ODA	Japan (Loan) ADB (Loan)	344,606.00	2019	NEDA Board approved
Road Network Development Project in Conflict Affected Areas in Mindanao	ODA	ODA	12,862.75	2019	NEDA Board approved

Project Title	Funding Source	Total Project Cost (Php Million)	Target Start of Implementation	Status of ICC/NB Approval
Asbang Small Reservoir Irrigation Project	ODA	1,400.00	2019	To be submitted to ICC
Bohol - Leyte Link Bridge (included in the Nationwide Island Provinces Link Bridges)	TBD	72,061.28	2021	To be submitted to ICC
Cebu - Bohol Link Bridge (Nationwide Island Link Bridges)	TBD	56,619.58	2021	To be submitted to ICC
Cebu - Negros Link Bridge (Nationwide Island Provinces Link Bridges)	TBD	14,412.26	2021	To be submitted to ICC
Circumferential Road 3 (C3) Missing Link Project	TBD	10,479.00	2021	To be submitted to ICC
Leyte - Surigao Link Bridge (Nationwide Island Link Bridges)	TBD	47,354.55	2019	To be submitted to ICC
Luzon - Samar Link Bridge (Nationwide Island Provinces Link Bridges)	TBD	57,649.02	2021	To be submitted to ICC
Gregorio del Pilar Impounding Project	TBD	3,452.00	2019	To be submitted to ICC
North Luzon Expressway East, Phase I and II	PPP	44,610.09	2018	To be submitted to ICC
Mindoro - Batangas Super Bridge	PPP	30,883.40	2020	To be submitted to ICC
Bohol Northeast Basin Multipurpose Project	ODA	4,134.00	2019	To be submitted to ICC
Camarines - Catanduanes Friendship Bridge (Nationwide Island Provinces Link Bridges)	ODA	22,030.16	2020	To be submitted to ICC
Dalton Pass East Alignment Alternative Road Project (East Dalton Bypass Project)	ODA	4,790.00	2021	To be submitted to ICC
Davao City Expressway Project	ODA	24,500.00	2021	To be submitted to ICC
Ilocos Norte Irrigation Project, Stage 2	ODA	22,680.00	TBD	To be submitted to ICC
Ipo Dam No. 3	ODA	TBD	2020	To be submitted to ICC
Mindanao Railway Project (Phase 2)	ODA	71,631.63	TBD	To be submitted to ICC
Mindanao Railway Project (Phase 3)	ODA	TBD	2020	To be submitted to ICC
Panay-Guimaras-Negros (PGN) Island Bridge Project	ODA	97,300.00	2021	To be submitted to ICC
Rehabilitation of all Agus-Pulangi Hydroelectric Plant Units	ODA	TBD	2020	To be submitted to ICC

STATUS: For Review

Project Title	Funding Type	Funding Source	Total Project Cost (PhP Million)	Target Start of Implementation	Status of ICC/NB Approval
Agus 6 Unit 4 Major Rehabilitation Project	ODA	ODA	504.00	TBD	To be submitted to ICC
Metro Manila BRT - Line 2 (EDSA/Central)	ODA	ADB (Loan)	37,760.00	TBD	NEDA Board approved
Metro Manila BRT - Phase 3 (BGC-NAIA Segment)	ODA	TBD	46,030.00	TBD	To be submitted to ICC
Sheridan-JP Rizal Bridge	ODA	TBD	TBD	TBD	Not Applicable
Agus 3 Hydroelectric Plant	Private	Private	TBD	TBD	Not Applicable

POCB – TCA MOU SIGNING



Mr. Isidro Consunji, Chairman of the Philippine Overseas Construction Board (POCB) shakes hands with Mr. Burak Talu, Vice President of the Turkish Contractors Association (TCA) after signing a Memorandum of Agreement in Istanbul, Turkey on 15 April 2019. The MOU intends to “foster closer relations between the two organizations, as well as to establish measures to facilitate future cooperation between Philippine and Turkish companies in the fields of engineering, construction and development.”



Supported by:



4th PHILIPPINE CONSTRUCTION INDUSTRY CONGRESS

28 NOVEMBER 2019

For Inquiries please email:
KhenMurillo@dti.gov.ph
POCB@dti.gov.ph



SAVE THE DATE

For inquiries

Please visit our website



*Discover products and services
beyond your expectation*

www.tradeline.dti.gov.ph



STAY CONNECTED WITH BOI



www.boi.gov.ph



[boiphilippines](#)



[boiboardofinvestments](#)

**Investments Assistance Service
Counseling and Business Requirements Division**

startup@boi.gov.ph

www.boiown.gov.ph

Trunk Line: (632) 897-6682

Direct Line.: (+632) 895-3989/8322; (+632) 897-2116

Thank you.

CONNECT WITH US:



DTI.Philippines



@DTIPhilippines



@DTI.Philippines



DTIPhilippines



1-384 (1-DTI)



+63.917.8343330



www.dti.gov.ph